

Solar Rechargeable LED Flashing Signal Lights

SOL Series

SOL solar light model does not require external Power supply or wiring!



S80SOL

PRODUCT SPECIFICATION

S80SOL | S100SOL
S125SOL

Materials Lens-PC, Body-ABS
Reflector-Heat resistant ABS
Ambient operating temperature -25°C to +50°C
Protection rating IP54
Flashing rate 60-80/min

- Solar rechargeable LED flashing signal light that does not require an external Power supply or wiring
- Built-in Darkness Detection System that automatically begins to operate when darkness is detected
- Fully enclosed structure that can withstand storm and severe dust environments(IP54)
- Prevents discharge using a built-in Power switch

S80SOL Ø80mm Solar Rechargeable LED Flashing Signal Light

Model number	Battery Voltage	Battery Capacity	Continuous operating time with no charge	Certificates	Weight	Color
S80SOL	2.4V	2.5Ah	30hr	CE	0.27kg	● R-Red ● A-Amber

- Ø80mm Compact model
- A single charge (8 hours) serves up to 30 hours of continuous operation

S100SOL Ø100mm Solar Rechargeable LED Flashing Signal Light

Model number	Battery Voltage	Battery Capacity	Continuous operating time with no charge	Certificates	Weight	Color
S100SOL	2.4V	2.5Ah	40hr	CE	0.41kg	● R-Red ● A-Amber

- Ø100mm model for general purpose
- 40 hours operation continuous by 1 time recharge(8 hours)

S125SOL Ø125mm Solar Rechargeable LED Flashing Signal Light

Model number	Battery Voltage	Battery Capacity	Continuous operating time with no charge	Certificates	Weight	Color
S125SOL	2.4V	2.5Ah	50hr	CE	0.51kg	● R-Red ● A-Amber

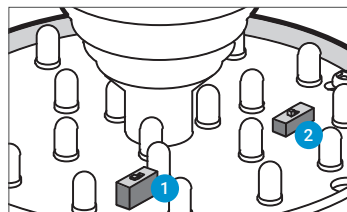
- Ø125mm standard item
- 50 hours of continuous operation from 1 time recharge(8 hours)

Features High Energy Efficiency and Longevity

SOL Solar light models can be used in environmental conditions where Power supply is limited or wiring is difficult.

Features High Energy Efficiency and Longevity

Qlight's solar rechargeable signal lights have a special design that mounts the solar panels inside a structure that minimizes adverse effects such a dust and moisture. This improves the efficiency and extends the lifetime of the product.



1 Sun Switch

Automatically turns on the light when darkness is detected. Factory default is set to OFF.

2 Power Switch

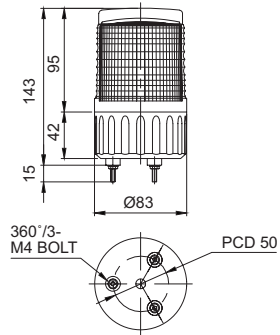
ON/OFF Power switch that prevents discharge prior to use. Factory default is set to OFF.



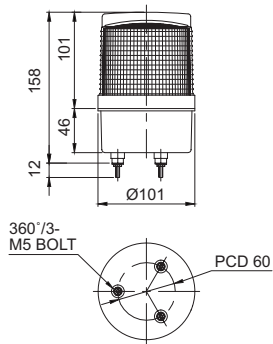
Technical Diagram

Units: mm

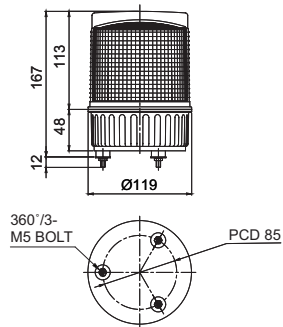
·S80SOL



·S100SOL



·S125SOL



S100SOL



S125SOL

Customization

- Magnetic mounting bracket
- Wall mount bracket options: Bracket structure allows for threading through the bracket hole or into the wall mount

S80SOL		S100SOL / S125SOL	
Wall Mount Bracket TWS80	Wall Mount Bracket TWA80	Wall Mount Bracket SWP125	Wall Mount Bracket SWM125

Ordering Specification

S80SOL	-	R
[Model number]		[Color]
S80SOL S100SOL S125SOL		● R-Red ● A-Amber