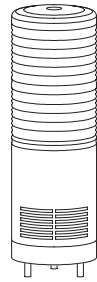


LED Steady/Flashing Tower Lights

ST56MEL-BZ-2-24-RG-TR



Thank you for purchasing Qlight's products. Please read this user manual carefully prior to installation and operation to ensure safe and correct use.

⚠ Precautions for Safety

Failure to follow the instructions below may cause a loss of life or serious physical injury.

1. During wiring or maintenance, please completely turn off the power of the product. (Failure to follow this may lead to an electric shock.)
2. Do not install the product in locations that subjects it to excessive dust or water other than the conditions designated by the IP protection ratings indicated for each product. (Failure to follow these instructions may cause a fire to the product, electric shock, physical injury, malfunction or damage to the product.)
3. Do not alter or repair this product. If maintenance or repair service is required, please contact your local Qlight contact point. (Failure to follow these instructions may lead to fire, electric shock, or product damage.)
4. Please apply the correct voltage to the product. (Failure to follow these instructions may lead to fire, electric shock, or product damage.)
5. When the product is applied to a condition that may impact lives or property, please make sure to have a double safety device. (Failure to follow this may cause damage to property, fire, electric shock and loss of life.)

⚠ Precautions for Correct Use

Failure to follow the proper instructions may cause damage to property, the product, or malfunction of the product that would void the warranty.

1. Please remove any objects that can interrupt ventilation around the product.
2. Please turn off the power of the product immediately if it fails to operate properly.
3. Carefully wire the product according to each product's specification.
4. Please be careful in preventing chemicals such as thinner, benzene, etc. in contact with the surface of the product.
5. Do not apply excessive force/impact to the product.
6. Failure to follow any of the instructions above may cause malfunction or damage to the product, fire, and electric shock.

Ordering Specifications

ST56MEL-BZ	-	2	-	24	-	RG
[Model number]		[Layer count]		[Voltage]		[Color]
• ST56MEL-BZ		• 2-Layers		• 24-DC24V		R-Red G-Green

Product Specifications

Model number	Voltage	Current	Certificate	Weight	Color
ST56MEL-BZ-2-24-RG-TR	DC24V	110mA	-	0.17kg	R-Red G-Green

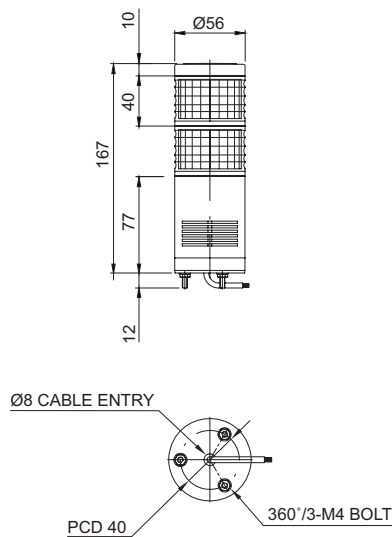
- Protection rating : IP23
- Ambient operating temperature : -30°C to +60°C



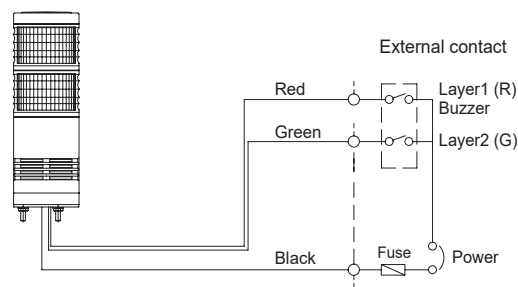
Please scan the QR code for more detailed product information.

www.qlight.com

ST56MEL-BZ-2-24-RG-TR



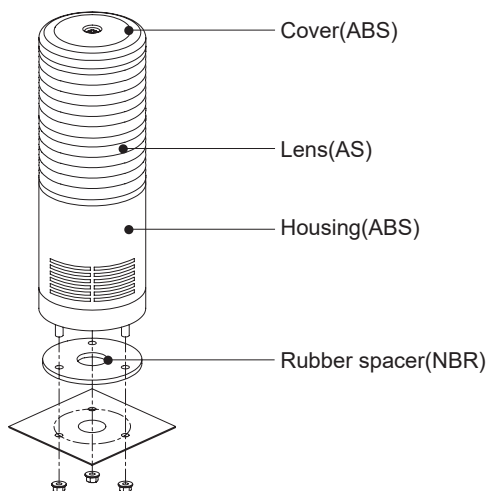
Wiring Instructions



- External power line - UL1015 AWG18(0.75sq) 490mm

Parts Definition / Installation/ Mounting Hole Specifications

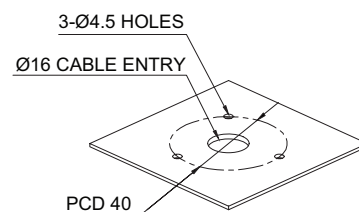
■ Parts Definition / Installation



- First, machine taps or holes on the mounting surface.
- The mounting hole of this product is 5mm in diameter.
- First, remove the flange nuts from bolts and place the product through the mounting surface holes.
- Fasten the flange nuts on the opposite side of the mounting surface until the product is tightened securely.

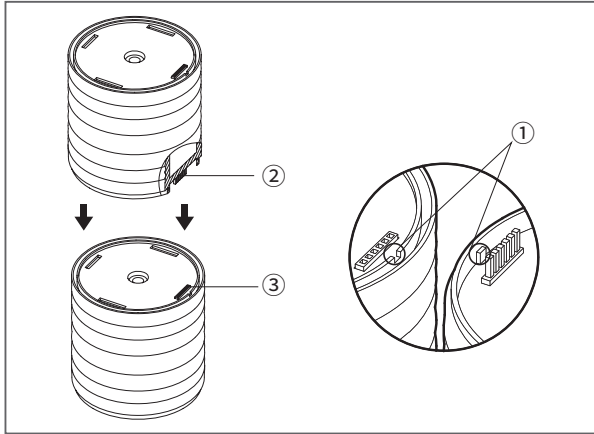
■ Mounting Hole Specifications

- Machine holes on the mounting surface referring to the diagram below.



ST56MEL-BZ-2-24-RG-TR

How to Change Lens Kit



- When rearranging or replacing the lens kits, please be aware of the contact point ① and the connector pin ② marked in the diagram on the left.
- Press down to assemble the lens kits while making sure that connector pin ② and connector ③ aligns correctly.
- Please make sure that the rubber spacer placed on the top of each lens kit is tightly secured to the bottom of the other lens kit.

※ Caution when dealing with lens kit

- Lens kits are connected with connector pins each other. Bad connection may be experienced when the connector pins are touched with a foreign substance.
- If the lens kits are not turned on or not flashed after lens kits replacement, please make sure status of lens kit connection.

Mounting Accessories (Sold Separately)

- Please refer to the dimensions below for installation of mounting brackets.

■ ST56MEL-BZ-2-24-RG-TR - Direct Mounting Type Model

	Dimensions	
ST56MEL-BZ-2-24-RG-TR	<p>TWS45</p>	<p>TWA45</p>

Installation Environment and Protection Rating

- This product is designed for indoor use with protection rating of IP23.
- If the product is installed in locations that subject it to excessive dust or water other than the designated IP protection rating indicated(IP23), it may cause malfunction or damage to the product.
- For further information, please visit our website(www.qlight.com).



For your safety

Specification and dimensions listed in this catalogue subject to change without notice for product quality improvement.
The newest product information is available on our website.(www.qlight.com)
Please read the instruction manual attached to the product carefully before installation and use.

Qlight Co., Ltd. www.qlight.com | trade@qlight.com

Head Office | Suite #1510, STX-V Tower, 128 Gasan digital 1-ro, Geumcheon-gu, Seoul, Korea

Tel. +82-2-2679-6152(Toll free. +82-80-328-2222) Fax. +82-2-2679-6154

Factory | 185-25, Mukbang-ro, Sangdong-myeon, Gimhae-si, Gyeongsangnamdo, Korea Tel. +82-55-328-1111(Toll free. +82-80-328-1111)

Qlight Overseas Sales Dept | 704 Nakdong-daero, Sasang-gu, Busan, Korea(Eomgung-Dong) Tel : +82-51-620-4100

Qlight Public Relations & Marketing Team Office | 704 Nakdong-daero, Sasang-gu, Busan, Korea(Eomgung-Dong) Tel. +82-51-245-0017

SHANGHAI Qlight Electronic Co., Ltd. www.qlight.com www.qlightcn.com | qlightcn@qlight.com

China Factory/ Shanghai Sales Office | #Room 333 Building B, #11, Lane 450, Zhenda Road, Baoshan District, Shanghai, China

Tel. +86-21-6651-7100 Fax. +86-21-6315-3929

China Factory Site 2 (Qidong) | #33, Haiyan Road, Qidong High-tech Industrial Development Zone, Qidong, Jiangsu Province, China

Tel +86-513-8384-9999 Fax +86-513-8384-9910

Qlightec

Innovation in Alarm & Signal

Product Operation Inquiry / Customer Support +82-51-620-4100

You can expect prompt service if you have exact information such as model name, symptom, telephone number and address.

※ALL PRODUCT, PRODUCT SPECIFICATIONS AND DATA ARE SUBJECT TO CHANGE WITHOUT NOTICE TO IMPROVE RELIABILITY, FUNCTION OR DESIGN OR OTHERWISE.

Head office : Suite #1510, STX-V Tower, 128 Gasan digital 1-ro, Geumcheon-gu, Seoul, Korea (Postal Code : 08507)

Factory : 185-25, Mukbang-Ro, Sangdong-Myeon, Gimhae-Si, Gyeongsangnam-Do, Korea (Postal Code : 50805)

www.qlight.com

EN - ST56MEL-BZ-2-24-RG-TR - 2405A