

QWTD Series

- WS (5 Warning sounds)
- WP (5 Special warning sounds)
- WM (5 Melodies)
- WA (5 Alarms)



QWTD Series

PRODUCT SPECIFICATION

QWTDL | QWTDLF

Materials Lens-PC, Cover-ABS, Case-ABS

Ambient operating temperature -30°C to +50°C

Volume Max.85dB at 1m

Protection rating IP54

Standard color arrangements

1 Layer: ● Red

2Layers: ● Red ● Green

3Layers: ● Red ● Amber ● Green

4Layers: ● Red ● Amber ● Green ● Blue

5Layers: ● Red ● Amber ● Green ● Blue ○ Clear White

Compliant with RoHS directive

- Wall mount model that minimizes the chance of damage from moving obstacles or personnel
- Superior side visibility with round-shaped lens
- 5 selectable sound pattern combinations(5 warning sounds, 5 special warning sounds, 5 melodies, 5 alarms)
- Selectable between steady/flashing mode with proper wire arrangement
- Available for customized color arrangements

QWTD Ø70mm Wall Mount LED Signal Towers with Built-in Siren

Model number	Layer	Voltage	Sound pattern and volume	Certificates	Weight	Color
QWTDL Steady	1	DC12V	· WS-5 warning sounds · WP-5 special warning sounds · WM-5 melodies · WA-5 alarms · Built-in volume : Max.85dB at 1m	CE	0.14kg	● R-Red
		DC24V			0.14kg	
		AC110V-220V			0.27kg	
	2	DC12V			0.18kg	● R-Red ● G-Green
		DC24V			0.18kg	
		AC110V-220V			0.32kg	
	3	DC12V			0.23kg	● R-Red ● A-Amber ● G-Green
		DC24V			0.23kg	
		AC110V-220V			0.36kg	
	4	DC12V			0.27kg	● R-Red ● A-Amber ● G-Green ● B-Blue
		DC24V			0.27kg	
		AC110V-220V			0.41kg	
QWTDLF Steady/ Flashing	5	DC12V			0.32kg	● R-Red ● A-Amber ● G-Green ● B-Blue ○ W-White
		DC24V			0.32kg	
		AC110V-220V			0.45kg	
		AC110V-220V			0.45kg	

※ Max.built-in volume feature is based on WS-Ch1.

※ AC type model has a free-voltage range of 100V-240V.

※ CE compliant: DC12V, DC24V

※ Please refer to [Sound tone and combination for standard product] on this catalogue for detailed sound tone specification.

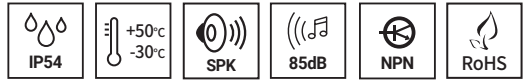


QWTD Speaker

QWTD embedded speaker design minimizes risk of contamination from debris while providing efficient sound output.

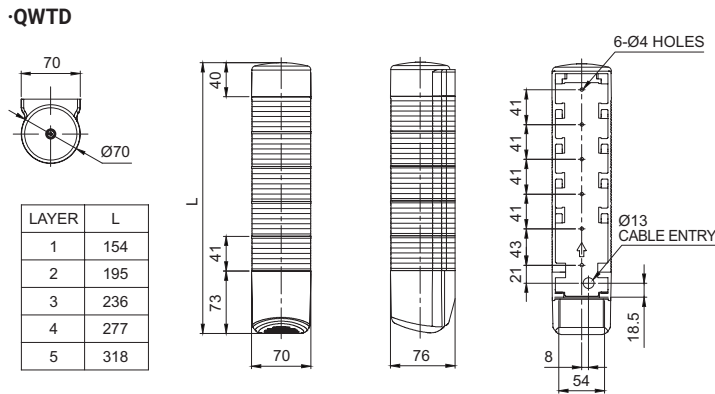
Light source current(based on 1 layer)

Voltage	DC12V	DC24V	AC110V-220V
Light source current(1 layer)	105mA	80mA	Max.35mA
Signal sound current	200mA	140mA	Max.60mA



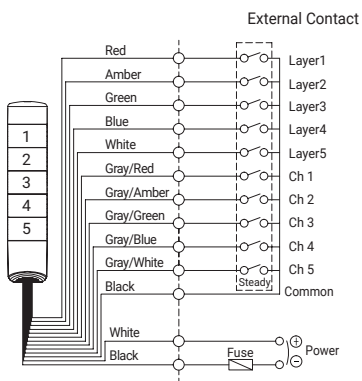
Technical Diagram

Units: mm

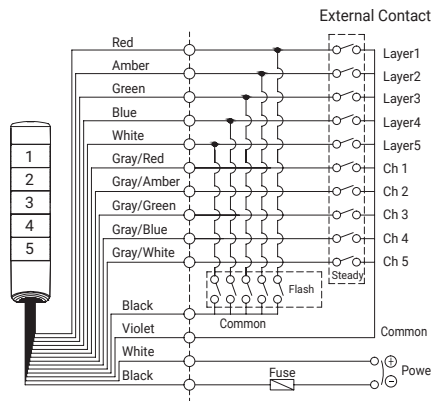


Wiring Instructions

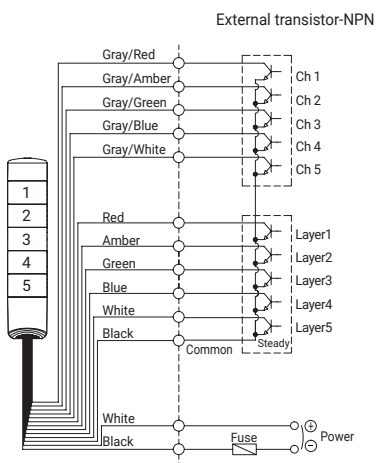
·QWTDL-DC/AC(Steady)



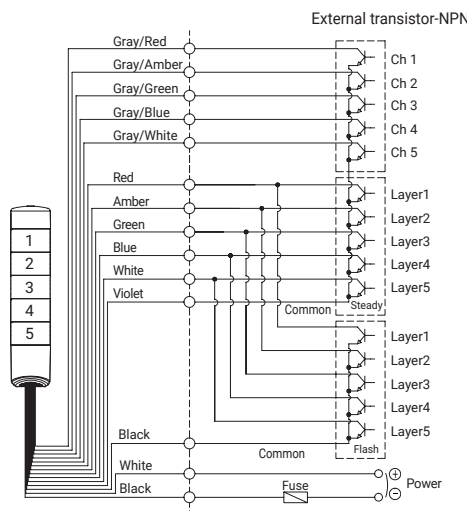
·QWTDLF-DC/AC(Steady/Flashing)



·QWTDL-DC/AC(Steady)



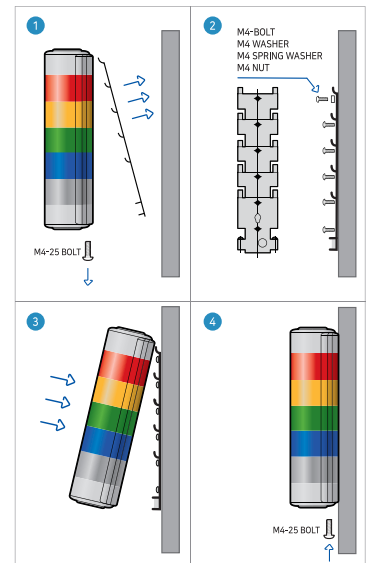
·QWTDLF-DC/AC(Steady/Flashing)



Ordering Specification

QWTDL	-	WS	-	3	-	110/220	-	RAG
[Model number]		[Sounds]		[Layer]		[Voltage]		[Color]
QWTDL QWTDLF		WS-Warning sound WP-Special warning sound WM-Melody WA-Alarm		1-1Layer 2-2Layers 3-3Layers 4-4Layers 5-5Layers		12-DC12V 24-DC24V 110/220-AC110V-220V		● R-Red ● A-Amber ● G-Green ● B-Blue ○ W-White

How to mount



- 1 Dismantle body and mount by loosening two M4 bolts at the bottom of the lamp
- 2 Put the mounting bracket on the mounting hole
- 3 Hang the lamp on the mount
- 4 Fasten two M4 bolts at the bottom of the lamp after completing installation on the mount

Wiring Instructions

- Wiring both external Power line and transistor
- QWTD allows steady/flash mode by wiring
- External Power line
UL1015 AWG18(0.75sq) x 2C 400mm
- External signal line
UL1007 AWG22(0.3sq) 400mm
- This product can be wired regardless of polarity.

Customization

- Special color combinations
- 2 buzzer sound types : Both prolonged(beep, beep) and staccato(beep, beep, beep) buzzer output available
- Optional 8 harmonies(standard unit has a single harmony)