



QT50L / QT50ML
QT70L / QT70ML

New Model Concept which Allows for Significant Customization to Your Specific Needs Using Special Modular Components



- QT Series tower light is a multifunctional product that allows for significant customization to your specific needs using our special modular components such as the lens, buzzer, ethernet cord, USB cord and Mounting brackets. Additional tools are not required for assembly
- All modular components can be arranged freely to the user desired position (upper/ lower) except for the dial tone lever



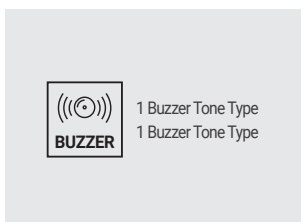
· Buzzer modules position can be chosen freely

The buzzer module is designed to be compatible with the light modules by using a novel architecture developed by Qlight. Therefore, users can reposition the module to the location they desire. In the photo to the left, the buzzer module is located at the top, center and bottom positions.



· Can select from a variety of LED light functions

The LED indicator can provide varying signals/actions by using different independent light modules; flashing, strobe, rotating. For example, green would indicate normal operation, a red module would indicate risk which can be highlighted further by selecting a strobe flashing or rotating module.



· Buzzer sound selection

Modules that output buzzer sounds can be arranged according to the work environment and purpose. For detailed specifications of the buzzer sound module, please refer to QT Series [Buzzer Module].



· Can select from a variety of pole selections to fit your application needs

You can choose from 8 different kinds of pole options for mounting. The pole materials vary from steel, aluminum, and polycarbonate. Please refer to [Tower Light Mounting Bracket] on this catalogue for detailed dimensions



· Module sales


Consumers can purchase the modules they need and assemble them themselves. Detailed specifications and features of the module are introduced on the QT50 / QT70 module information page. References for module combinations are included on the Assembly Instructions page.

· Assembly sales

We assemble the functions requested by consumers and supply them as finished products. Assembly specifications for various model numbers are introduced on the QT50 / QT70 product detail page.

QT Series

Multi-functional module can be assemble to user requirements



Please use the switch for Steady and Flashing which is on top of Q50L-F and Q70L-F, LED steady/flashing module.

Module Connection




1 Connect wire between module



2 Match the edge of module



3 To assemble turn right



Uses a connector for easy assembly

LED module

- 4 kinds of LED modules; Steady, steady/flashing, strobe, revolving flashing
- Good visibility with high brightness.
- Module position can be chosen based on signal importance.



Q70L-N



Q50L-N

LED Steady Module

- Output LED Steady signal
- High brightness LED
- Voltage: DC12V, DC24V, AC110V, AC220V



Q70L-F



Q50L-F

LED Steady/Flashing Module

- Output LED Steady/Flashing signal
- High brightness LED
- Voltage: DC12V, DC24V, AC110V, AC220V



Q70L-S



Q50L-S

LED Strobe Module

- LED Strobe Module
- Excellent notice compare to flashing type
- Voltage: DC12V, DC24V



Q70L-R



Q50L-R

LED Revolving Flashing Module

- LED light revolve and flash
- Dynamic Signal
- Voltage: DC12V, DC24V

Buzzer module

- Buzzer module has Siren and Bip sound, Bip sound is adjustable.
- Buzzer module position can be chosen freely and has a good air tight seal.



Q70L-BZS

Siren Sound Buzzer Module

- Siren buzzer volume: Max. 90dB
- Sound fixed
- Voltage: DC12V, DC24V, AC110V, AC220V



Q70L-BZ



Q50L-BZ

Bip Sound Buzzer Module

- Bip sound(Pi-Pi) volume : Max 90dB
- Sound adjustable
- Voltage: DC12V, DC24V, AC110V, AC220V



- Sound adjustable by lever on module side
- Buzzer module position can be chosen freely




Module Connection

- Adopts a convenient connector for easy assemble.
- Simple connection structure makes assembly straightforward and effortless when compared to other manufacturer's products.

Base Module is composed of the control line and threaded to the Mounting bracket for improved product mounting efficiency.
Please refer to below instruction and choose the mount type.

Base Module

- 6P terminal plate equipped on basic module. Please refer to QT Series wiring diagram for wiring of power line and signal line

Direct mount		3 Bolts on base module
Wall mount		Wall mount bracket on base module
Pole mount		Pole module and pole assemble on base module

Module Color

- Housing color of the QT series modular tower lights is black
- Customizable in beige color

Wiring Instructions


- QT series can be wired to External Contact and transistor
- In case of wiring with transistor, please select the proper transistor type either NPN or PNP based on the source voltage setting
- DC Steady type : External power/External signal line : UL1007 AWG22(0.3sq) 400mm
- AC Steady, AC/DC steady/flashing type :
External power line : UL1015 AWG18(0.75sq)×2C 400mm
External signal line : UL1007 AWG22(0.3sq)400mm

Mounting bracket


- Pole Mount Brackets

Standard	LB18 LB24	LW18 LW24	QZ18 QZ24	SZ18 SZ24	QL18 QL24	SL18 SL24
						
Steel	Steel	ABS	ABS	Al	ABS	Al

※ Please refer to [Tower Light Mounting bracket] on this catalogue for detailed dimensions



Power Line Wiring Instructions



Terminal box can be wired without a special tool by using the push and release locking mechanism.

Modular Multi-Functional LED Tower Lights

QT50 Series


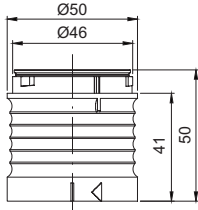




Module Specifications QT50L / QT50ML

(Units : mm)

Layout	Parts Name	Model No	Common Specifications
	QT50L Cover	Q50L-CV	<ul style="list-style-type: none"> Material: PC Protection ratings with assemble: IP65 Product size: Ø50 x 15 


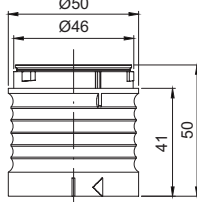


· LED Steady Module

(Units : mm)



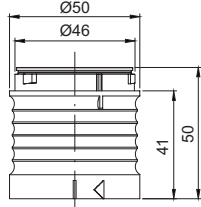
Layout	Parts Name	Model No	Specification		Common Specifications
			Voltage	Current	
	Q50L-NR Red LED Steady Module	Q50L-NR-12 Q50L-NR-24 Q50L-NR-110 Q50L-NR-220	DC12V DC24V AC110V AC220V	100mA 55mA 25mA 25mA	<ul style="list-style-type: none"> Material: PC Protection ratings with assemble : IP65 Product size: Ø50 x 50 
	Q50L-NA Amber LED Steady Module	Q50L-NA-12 Q50L-NA-24 Q50L-NA-110 Q50L-NA-220	DC12V DC24V AC110V AC220V	100mA 55mA 25mA 25mA	
	Q50L-NG Green LED Steady Module	Q50L-NG-12 Q50L-NG-24 Q50L-NG-110 Q50L-NG-220	DC12V DC24V AC110V AC220V	100mA 55mA 25mA 25mA	
	Q50L-NB Blue LED Steady Module	Q50L-NB-12 Q50L-NB-24 Q50L-NB-110 Q50L-NB-220	DC12V DC24V AC110V AC220V	100mA 55mA 25mA 25mA	
	Q50L-NC White LED Steady Module	Q50L-NC-12 Q50L-NC-24 Q50L-NC-110 Q50L-NC-220	DC12V DC24V AC110V AC220V	100mA 55mA 25mA 25mA	

· LED Steady/Flashing Module

(Units : mm)






Layout	Parts Name	Model No	Specification		Common Specifications
			Voltage	Current	
	Q50L-FR Red LED Steady/Flashing Module	Q50L-FR-12 Q50L-FR-24 Q50L-FR-110 Q50L-FR-220	DC12V DC24V AC110V AC220V	100mA 55mA 25mA 25mA	<ul style="list-style-type: none"> Material: PC Protection ratings with assemble : IP65 Product size: Ø50 x 50 
	Q50L-FA Amber LED Steady/Flashing Module	Q50L-FA-12 Q50L-FA-24 Q50L-FA-110 Q50L-FA-220	DC12V DC24V AC110V AC220V	100mA 55mA 25mA 25mA	
	Q50L-FG Green LED Steady/Flashing Module	Q50L-FG-12 Q50L-FG-24 Q50L-FG-110 Q50L-FG-220	DC12V DC24V AC110V AC220V	100mA 55mA 25mA 25mA	

(Units : mm)

Layout	Parts Name	Model No	Specification		Common Specifications
			Voltage	Current	
	Q50L-FB Blue LED Steady/Flashing Module	Q50L-FB-12	DC12V	100mA	· Material: PC · Protection ratings with assemble : IP65 · Product size: Ø50 x 50
		Q50L-FB-24	DC24V	55mA	
		Q50L-FB-110	AC110V	25mA	
		Q50L-FB-220	AC220V	25mA	
	Q50L-FC White LED Steady/Flashing Module	Q50L-FC-12	DC12V	100mA	
		Q50L-FC-24	DC24V	55mA	
		Q50L-FC-110	AC110V	25mA	
		Q50L-FC-220	AC220V	25mA	



· LED Strobe Module

(Units : mm)


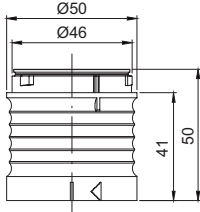


Layout	Parts Name	Model No	Specification		Common Specifications
			Voltage	Current	
	Q50L-SR Red LED Strobe Module	Q50L-SR-12 Q50L-SR-24	DC12V DC24V	110mA 110mA	· Material: PC · Protection ratings with assemble : IP65 · Product size: Ø50 x 50
	Q50L-SA Amber LED Strobe Module	Q50L-SA-12 Q50L-SA-24	DC12V DC24V	110mA 110mA	
	Q50L-SG Green LED Strobe Module	Q50L-SG-12 Q50L-SG-24	DC12V DC24V	110mA 110mA	
	Q50L-SB Blue LED Strobe Module	Q50L-SB-12 Q50L-SB-24	DC12V DC24V	110mA 110mA	
	Q50L-SC White LED Strobe Module	Q50L-SC-12 Q50L-SC-24	DC12V DC24V	110mA 110mA	

· LED Revolving Flashing Module

(Units : mm)


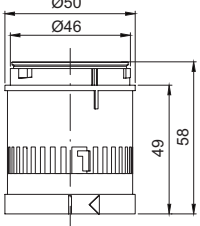
Layout	Parts Name	Model No	Specification		Common Specifications
			Voltage	Current	
	Q50L-RR Red LED Revolving Flashing Module	Q50L-RR-12 Q50L-RR-24	DC12V DC24V	80mA 80mA	· Material: PC · Protection ratings with assemble : IP65 · Product size: Ø50 x 50
	Q50L-RA Amber LED Revolving Flashing Module	Q50L-RA-12 Q50L-RA-24	DC12V DC24V	80mA 80mA	

(Units : mm)

Layout	Parts Name	Model No	Specification		Common Specifications
			Voltage	Current	
	Q50L-RG Green LED Revolving Flashing Module	Q50L-RG-12 Q50L-RG-24	DC12V DC24V	80mA 80mA	<ul style="list-style-type: none"> Material: PC Protection ratings with assemble : IP65 Product size: Ø50 x 50 
	Q50L-RB Blue LED Revolving Flashing Module	Q50L-RB-12 Q50L-RB-24	DC12V DC24V	80mA 80mA	
	Q50L-RC White LED Revolving Flashing Module	Q50L-RC-12 Q50L-RC-24	DC12V DC24V	80mA 80mA	


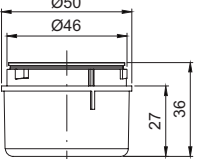
• Buzzer module

(Units : mm)

Layout	Parts Name	Model No	Specification		Common Specifications
			Voltage	Current	
	Q50L-BZ Buzzer module	Q50L-BZ-12 Q50L-BZ-24 Q50L-BZ-110 Q50L-BZ-220	DC12V DC24V AC110V AC220V	30mA 55mA 110mA 130mA	<ul style="list-style-type: none"> Material: PC Protection ratings with assemble: IP54 Product size: Ø50 x 58 Volume: Max. 90dB 


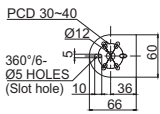
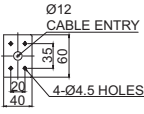

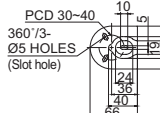
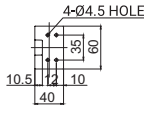


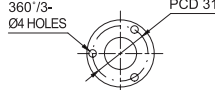
• Base Module

(Units : mm)

Layout	Parts Name	Model No	Common Specifications	
	Pole Mount Base Module Direct Mount Base Module	Q50L-BS	<ul style="list-style-type: none"> Material: PC Protection ratings with assemble: IP65 Product size: Ø50 x 36 	

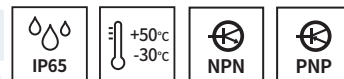
• Mount Bracket Module

(Units : mm)

Layout	Parts Name	Model No	Material	Technical Diagram	
	Wall mount Bracket	TWS45	Steel		
	Wall mount Bracket	TWA45	PC		
	Pole Module	Q50L-PB	PC		

Ø50mm Modular LED Tower Lights

QT50ML



Product consist of cover, LED modules, base module

QT50ML Ø50mm Modular LED Tower Lights, Direct Mount

Model number	Layers	Voltage	Certificates	Weight	Color
QT50ML QT50MLF	1	DC12V	CE	0.10kg	● R-Red
		DC24V		0.10kg	
		AC110V		0.11kg	
		AC220V		0.11kg	
	2	DC12V		0.14kg	● R-Red
		DC24V		0.14kg	
		AC110V		0.15kg	● G-Green
		AC220V		0.15kg	
	3	DC12V		0.19kg	● R-Red
		DC24V		0.19kg	
		AC110V		0.20kg	● A-Amber
		AC220V		0.20kg	
	4	DC12V		0.23kg	● R-Red
		DC24V		0.23kg	
		AC110V		0.24kg	● G-Green
		AC220V		0.24kg	
	5	DC12V		0.27kg	● R-Red
		DC24V		0.27kg	
		AC110V		0.28kg	● G-Green
		AC220V		0.28kg	
					● B-Blue
					○ W-White


※ CE compliant: DC12V, DC24V, AC220V



QT50ML

Beige color

Beige color is available



module configuration

QT50ML QT50MLF	Steady Module Steady/Flashing Module	+	Base Module(BS)
-------------------	---	---	-----------------

Light source current(based on 1 layer)

Voltage	DC12V	DC24V	AC110V	AC220V
Light source current(1 layer)	100mA	55mA	25mA	25mA

Wiring Instructions

- LED tower light can be wired by using transistor and External Contact

Customization

- Beige color
- LED Strobe(Model number: QT50MLS)
- LED simulated revolving(Model number: QT50MLR)
- Wall mount bracket options : Bracket structure allows for threading through the bracket hole or into the wall



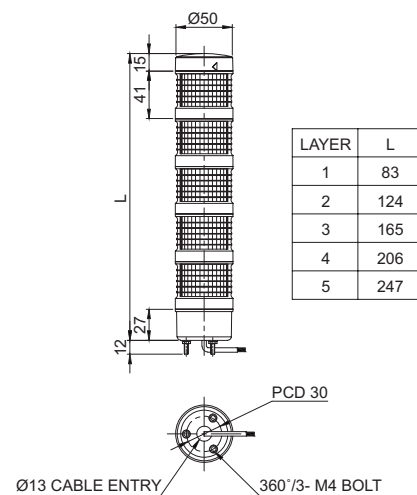
Ordering Specifications

QT50ML	-	3	-	220	-	RAG
[Model number]		[Layers]		[Voltage]		[Color]
QT50ML		1-1 Layers		12-DC12V		● R-Red
QT50MLF		2-2 Layers		24-DC24V		● A-Amber
		3-3 Layers		110-AC110V		● G-Green
		4-4 Layers		220-AC220V		● B-Blue
		5-5 Layers				○ W-White

Technical Diagram

Units : mm

QT50ML



Wiring Instructions(Wiring using External Contact)

- QT Series can be wired by using both External Contact and transistor.
- In case of wiring with External Contacts, refer to the wiring diagrams below according to your product's type and voltage setting.

Wiring instructions		Wiring instructions	
DC/AC standard		DC/AC buzzer	
QT50ML(F) QT50MLS(DC only) QT50MLR(DC only) QT50L(F) QT50LS(DC only) QT50LR(DC only) QT70ML(F) QT70MLS(DC only) QT70MLR(DC only) QT70L(F) QT70LS(DC only) QT70LR(DC only)		QT50ML(F)-BZ QT50MLS-BZ(DC only) QT50MLR-BZ(DC only) QT50L(F)-BZ QT50LS-BZ(DC only) QT50LR-BZ(DC only) QT70ML(F)-BZ QT70MLS-BZ(DC only) QT70MLR-BZ(DC only) QT70L(F)-BZ QT70LS-BZ(DC only) QT70LR-BZ(DC only)	

Wiring Instructions(Wiring using transistor)

- In case of wiring by transistor, please make sure if it is NPN type or PNP type. Please carefully follow wiring instruction below.

Wiring instructions			
DC standard		DC buzzer	
QT50ML(F) QT50MLS QT50MLR QT50L(F) QT50LS QT50LR QT70ML(F) QT70MLS QT70MLR QT70L(F) QT70LS QT70LR		QT50ML(F)-BZ QT50MLS-BZ QT50MLR-BZ QT50L(F)-BZ QT50LS-BZ QT50LR-BZ QT70ML(F)-BZ QT70MLS-BZ QT70MLR-BZ QT70L(F)-BZ QT70LS-BZ QT70LR-BZ	

- DC steady type cable specification: External power/ signal line - UL1007 AWG22(0.3sq) 400mm.
- AC steady, AC/DC steady/flashing type cable specification: External power line - UL1015 AWG18(0.75sq) × 2C 400mm,
External signal line - UL1007 AWG22(0.3sq) 400mm