



LED Work Lights

EBL Series



Thank you for purchasing Qlight's products. Please read this user manual carefully prior to installation and operation to ensure safe and correct use.



⚠ Precautions for Safety

Failure to follow the instructions below may cause a loss of life or serious physical injury.

1. During wiring or maintenance, please completely turn off the power of the product. (Failure to follow this may lead to an electric shock.)
2. Do not install the product in locations that subjects it to excessive dust or water other than the conditions designated by the IP protection ratings indicated for each product. (Failure to follow these instructions may cause a fire to the product, electric shock, physical injury, malfunction or damage to the product.)
3. Do not alter or repair this product. If maintenance or repair service is required, please contact your local Qlight contact point. (Failure to follow these instructions may lead to fire, electric shock, or product damage.)
4. Please apply the correct voltage to the product. (Failure to follow these instructions may lead to fire, electric shock, or product damage.)
5. When the product is applied to a condition that may impact lives or property, please make sure to have a double safety device. (Failure to follow this may cause damage to property, fire, electric shock and loss of life.)

⚠ Precautions for Correct Use

Failure to follow the proper instructions may cause damage to property, the product, or malfunction of the product that would void the warranty.

1. Please remove any objects that can interrupt ventilation around the product.
2. Please turn off the power of the product immediately if it fails to operate properly.
3. Carefully wire the product according to each product's specification.
4. Please be careful in preventing chemicals such as thinner, benzene, etc. in contact with the surface of the product.
5. Do not apply excessive force/impact to the product.
6. Failure to follow any of the instructions above may cause malfunction or damage to the product, fire, and electric shock.

Ordering Specifications

EBL	-	300	-	24	-	C
[Model number]		[Product length]		[Voltage]		[Bracket]
EBL		300-10W 500-15W 600-18W		24-DC24V 220-AC220V		B-B Bracket C-C Bracket

Product Specifications

■ Optics Specifications

Model number	EBL300	EBL500	EBL600
Lens Color	Transparent		
Directions	Cooldaylight		
Light color	6,000-6,500K		
Luminous flux	DC	-	1,500lm
	AC	1,000lm	-
Efficacy (lm/W)	DC	-	700Lux
	AC	300Lux	-

■ Specifications

Model number	EBL300	EBL500	EBL600
Voltage	AC220V	DC24V	DC24V
Range for operation voltage	AC200-240V	DC24V	DC24V
Power consumption	DC24V	-	15W
	AC220V	10W	-
Insulation resistance	Min. 100MΩ(500V DC mega ohm meter)		
Withstanding voltage	DC:500VAC, 60Hz, 1minute/AC:1,500VAC, 60Hz, 1minute		
Operating temperature	-25°C to +55°C		
Protection rating	IP67		
Materials	Housing-Al, Lens-Tempered glass, Bracket-Al		
Certification	CE		
Weight(Approx.)	0.50kg	0.70kg	0.80kg

※ CE compliant : DC24V





Please scan the QR code for more detailed product information.

www.qlight.com


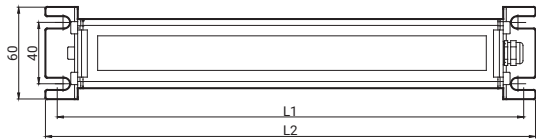
Dimensions

(Units : mm)

• EBL(B Bracket)



• EBL(C Bracket)

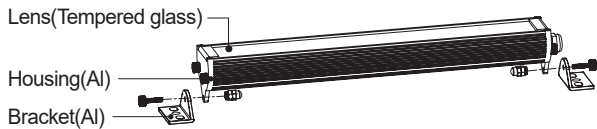


EBL(B Bracket)			EBL(C Bracket)		
Model number	L1	L2	Model number	L1	L2
EBL300	293	313	EBL300	304	320
EBL500	508	528	EBL500	515	531
EBL600	592	612	EBL600	602	618

Parts Definition/ Installation

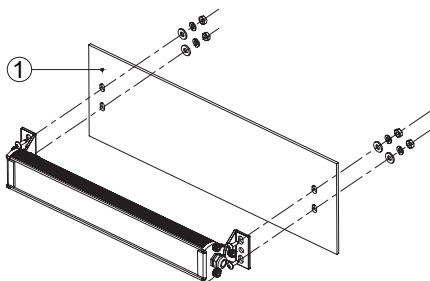
■ Parts Definition

EBL



■ Installation

- First, machine taps or holes on the mounting surface ①.
- When machining taps, fasten the bolt through the mounting hole of the product.
- When machining holes, insert the bolt through the hole of the product, and tighten the nut from the opposite side of the mounting surface.



Wiring Instructions

DC

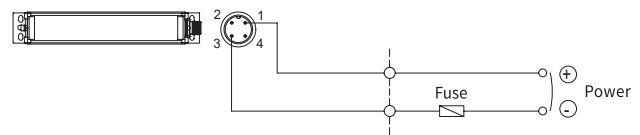


AC



- This product can be wired regardless of polarity(AC Type).

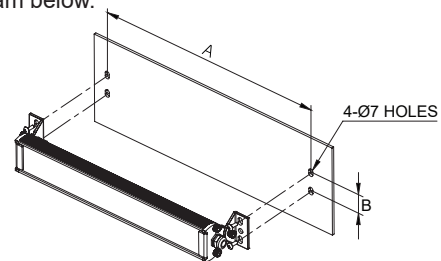
M12 connector type



- Please connect the 4 pins located in M12 connector cable to the M12 socket of the product.

Mounting Hole Specifications

- Machine holes on the mounting surface referring to the diagram below.



Model number	A		B	
	B Bracket	C Bracket	B Bracket	C Bracket
EBL300	293	304	25	40
EBL500	508	515		
EBL600	592	602		

Installation Environment and Protection Rating

- This product is designed for indoor use with protection rating of IP67.
- If the product is installed in locations that subject it to excessive dust or water other than the designated IP protection rating indicated, it may cause malfunction or damage to the product.
- For further information, please visit our website (www.qlight.com).

Qlightec
Innovation in Alarm & Signal

Product Operation Inquiry / Customer Support +82-51-620-4100

You can expect prompt service if you have exact information such as model name, symptom, telephone number and address.

※ ALL PRODUCT, PRODUCT SPECIFICATIONS AND DATA ARE SUBJECT TO CHANGE WITHOUT NOTICE TO IMPROVE RELIABILITY, FUNCTION OR DESIGN OR OTHERWISE.

www.qlight.com

EN - EBL - 2605A