


Panel Mounted Speaker

SPK



Thank you for purchasing Qlight's products. Please read this user manual carefully prior to installation and operation to ensure safe and correct use.

⚠ Precautions for Safety

Failure to follow the instructions below may cause a loss of life or serious physical injury.

1. During wiring or maintenance, please completely turn off the power of the product. (Failure to follow this may lead to an electric shock.)
2. Do not install the product in locations that subjects it to excessive dust or water other than the conditions designated by the IP protection ratings indicated for each product. (Failure to follow these instructions may cause a fire to the product, electric shock, physical injury, malfunction or damage to the product.)
3. Do not alter or repair this product. If maintenance or repair service is required, please contact your local Qlight contact point. (Failure to follow these instructions may lead to fire, electric shock, or product damage.)
4. Please apply the correct voltage to the product. (Failure to follow these instructions may lead to fire, electric shock, or product damage.)
5. When the product is applied to a condition that may impact lives or property, please make sure to have a double safety device. (Failure to follow this may cause damage to property, fire, electric shock and loss of life.)

⚠ Precautions for Correct Use

Failure to follow the proper instructions may cause damage to property, the product, and or malfunction of the product that would void the warranty.

1. Please remove any objects that can interrupt ventilation around the product.
2. Please turn off the power of the product immediately if it fails to operate properly.
3. Carefully wire the product according to each product's specification.
4. Please be careful in preventing chemicals such as thinner, benzene, etc. in contact with the surface of the product.
5. Do not apply excessive force/impact to the product.
6. Failure to follow any of the instructions above may cause malfunction or damage to the product, fire, and electric shock.

Ordering Specifications

SPK	-	WM	-	220
[Model number]		[Sound]		[Voltage]
• SPK		• WS-Warningsounds • WM- Melodies • WA-Alarms		• 12-DC12V • 24-DC24V • 110-AC110V • 220-AC220V

Specifications

Model number	Voltage	Current	Sound Pattern and Volume	Certificate	Weight
SPK	DC12V	290mA	• WS-5 Warning sounds: Max.90dB • WM-5 Melodies: Max.90dB • WA-5 Alarms: Max.90dB	CE	0.19kg
	DC24V	200mA			
	AC110V	35mA			
	AC220V	20mA			0.21kg

※ CE compliant : DC24V

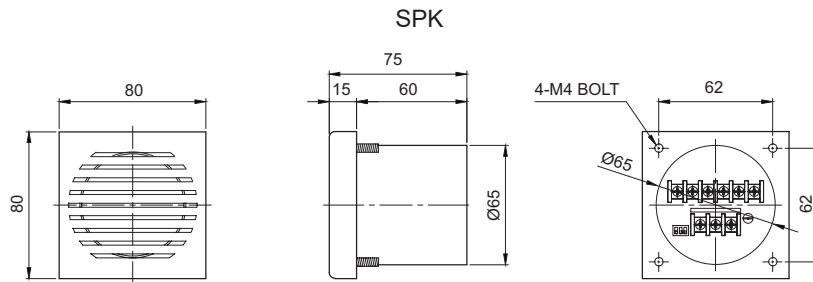
※ Max. built-in volume feature is based on WS-Ch1 / WM-Ch4 / WA-Ch4.

- **Protection rating : IP23**
- **Ambient operating temperature : -25°C to +50°C**

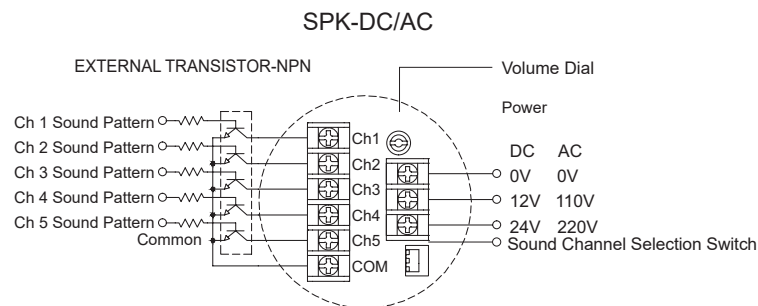
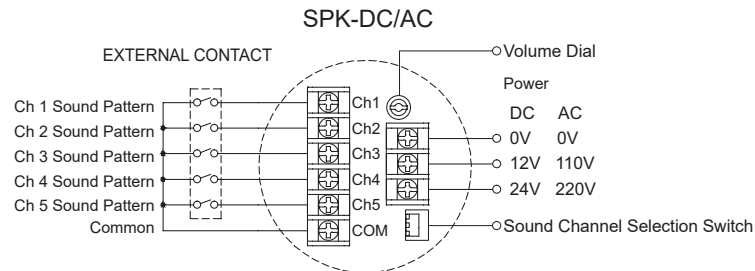


Please scan the QR code for more detailed product information.

www.qlight.com



Wiring Instructions

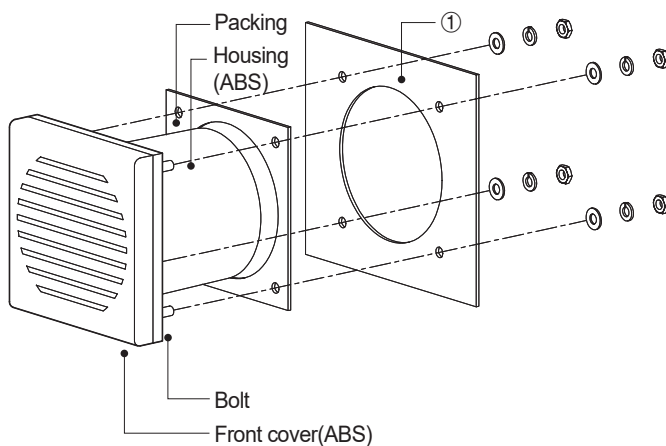


- Wiring terminal on the back side of the product.
- When wiring with power line, please check the voltage at the terminals.

※ Applicable cable range : AWG18-AWG26

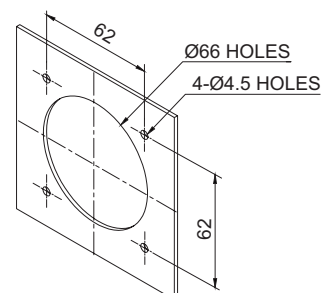
Parts Definition/ Installation / Mounting Hole Specifications

■ Parts Definition/ Installation



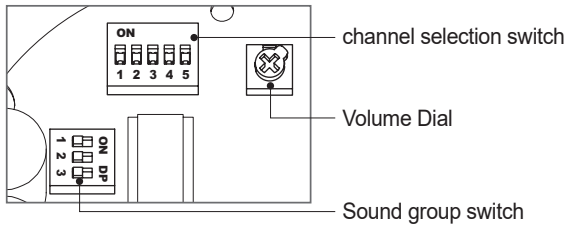
■ Mounting Hole Specifications

- Machine holes on the mounting surface referring to the diagram below.



- First, machine taps or holes on the mounting surface①.
- The mounting hole of this product bracket is 4.5mm in diameter.
- When machining taps, fasten the bolt through the mounting hole of the bracket.
- When machining holes, insert the bolt through the hole of the bracket, and tighten the nut from the opposite side of the mounting surface.

Sound Setting



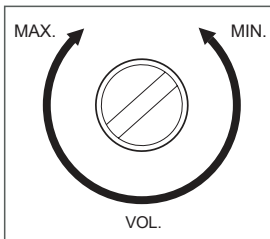
- The standard type product has a tone setting switch and volume control built-in inside the product.
- Select the desired channel using the channel selection switch
- For tone group settings, refer to the website [Customer Support] - [Technical Data] - [Types of Tone and Combination of General Tone products].

■ Sound Type by Group

ON(1) OFF(0)				Sound composition(5Ch)						
No.	1	2	3	Sound Type	Ch1	Ch2	Ch3	Ch4	Ch5	Volume (Max.)
1	0	0	1	WS(5 Warning sounds)	Fire.A-ANG	Emergency WA-U(Yelp)	Ambulance PI-PO(Hi-low)	Machinery Fault	High Expansion	Max.90dB
2	0	1	0	WP(5 specialwarning sounds)	Fire.A-ANG	Abandon Alarm	Machinery Fault	High Expansion	7 Short PI. / 1 Long	Max.90dB
3	0	1	1	WM(5 melodies)	Sweet Home	For Elise	Cuckoo's Waltz	Piano Sonata	Turkish March	Max.90dB
4	1	0	0	WA(5 alarms)	Beep Intermittent	Door Chime	Phone Ring	PI.PI.PI Short	Tripping Beat	Max.90dB

※ In case of customized WV 5 tone type, there may be difference of volume depending on user's audio file type.

Volume Adjustment



Volume Dial

- The volume output of this product is adjustable.
- Turn the volume dial clockwise to increase the volume, and turn counterclockwise to decrease the volume.
- There will be no sound when the dial is put at MIN.

Installation Environment and Protection Rating

- This product is designed for use with protection rating of IP23.
- In case of outdoor applications, install the product in the upright position. Do not install the product horizontal or upsidedown positions where water can potentially penetrate into the product and impact it's operation.
- For further information, please visit our website (www.qlight.com).



For your safety

Specification and dimensions listed in this catalogue subject to change without notice for product quality improvement.
The newest product information is available on our website.(www.qlight.com)
Please read the instruction manual attached to the product carefully before installation and use.

Qlight Co., Ltd. www.qlight.com | trade@qlight.com

Head Office | Suite #1510, STX-V Tower, 128 Gasan digital 1-ro, Geumcheon-gu, Seoul, Korea

Tel. +82-2-2679-6152(Toll free. +82-80-328-2222) Fax. +82-2-2679-6154

Factory | 185-25, Mukbang-ro, Sangdong-myeon, Gimhae-si, Gyeongsangnamdo, Korea Tel. +82-55-328-1111(Toll free. +82-80-328-1111)

Qlight Overseas Sales Dept | 704 Nakdong-daero, Sasang-gu, Busan, Korea(Eomgung-Dong) Tel : +82-51-620-4100

Qlight Public Relations & Marketing Team Office | 704 Nakdong-daero, Sasang-gu, Busan, Korea(Eomgung-Dong) Tel. +82-51-245-0017

SHANGHAI Qlight Electronic Co., Ltd. www.qlight.com www.qlightcn.com | qlightcn@qlight.com

China Factory/ Shanghai Sales Office | #Room 333 Building B, #11, Lane 450, Zhenda Road, Baoshan District, Shanghai, China

Tel. +86-21-6651-7100 Fax. +86-21-6315-3929

China Factory Site 2 (Qidong) | #33, Haiyan Road, Qidong High-tech Industrial Development Zone, Qidong, Jiangsu Province, China

Tel +86-513-8384-9999 Fax +86-513-8384-9910

Qlightec

Innovation in Alarm & Signal

Product Operation Inquiry / Customer Support +82-51-620-4100

You can expect prompt service if you have exact information such as model name, symptom, telephone number and address.

※ALL PRODUCT, PRODUCT SPECIFICATIONS AND DATA ARE SUBJECT TO CHANGE WITHOUT NOTICE TO IMPROVE RELIABILITY, FUNCTION OR DESIGN OR OTHERWISE.

Head office : Suite #1510, STX-V Tower, 128 Gasan digital 1-ro, Geumcheon-gu, Seoul, Korea (Postal Code : 08507)

Factory : 185-25, Mukbang-Ro, Sangdong-Myeon, Gimhae-Si, Gyeongsangnam-Do, Korea (Postal Code : 50805)

www.qlight.com

EN - SPK - 2405A