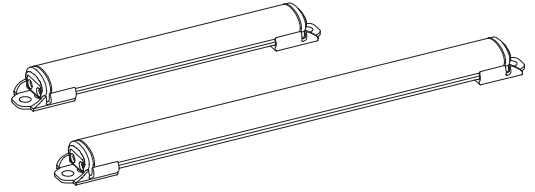


Waterproof LED Light Bars for Multi-use

QCML-3C-24



Thank you for purchasing Qlight's products. Please read this user manual carefully prior to installation and operation to ensure safe and correct use.

⚠ Precautions for Safety

Failure to follow the instructions below may cause a loss of life or serious physical injury.

1. During wiring or maintenance, please completely turn off the Power of the product. (Failure to follow this may lead to an electric shock.)
2. Do not install the product in locations that subjects it to excessive dust or water other than the conditions designated by the IP protection ratings indicated for each product. (Failure to follow these instructions may cause a fire to the product, electric shock, physical injury, malfunction or damage to the product.)
3. Do not alter or repair this product. If maintenance or repair service is required, please contact your local Qlight contact point. (Failure to follow these instructions may lead to fire, electric shock, or product damage.)
4. Please apply the correct voltage to the product. (Failure to follow these instructions may lead to fire, electric shock, or product damage.)
5. When the product is applied to a condition that may impact lives or property, please make sure to have a double safety device. (Failure to follow this may cause damage to property, fire, electric shock and loss of life.)

⚠ Precautions for Correct Use

Failure to follow the proper instructions may cause damage to property, the product, or malfunction of the product that would void the warranty.

1. Please remove any objects that can interrupt ventilation around the product.
2. Please turn off the Power of the product immediately if it fails to operate properly.
3. Carefully wire the product according to each product's specification.
4. Please be careful in preventing chemicals such as thinner, benzene, etc. in contact with the surface of the product.
5. Do not apply excessive force/impact to the product.
6. Failure to follow any of the instructions above may cause malfunction or damage to the product, fire, and electric shock.

Ordering Specification

QCML	-	200	-	3C	-	24
[Model number]		[Product length]		[Light color]		[Voltage]
I		I		I		I
• QCML		• 100-123mm • 200-228mm • 300-328mm • 400-428mm		• 3C-3colors(standard)		• 24-DC24V



Please scan the QR code for more detailed product information.

www.qlight.com

Product Specifications

■Optics Specifications

Model number	QCML-100-3C	QCML-200-3C	QCML-300-3C	QCML-400-3C
Lens color	Translucent			
Light color/ Color temperature	Red	618-635 nm		
	Amber	590-595 nm		
	Green	510-530 nm		

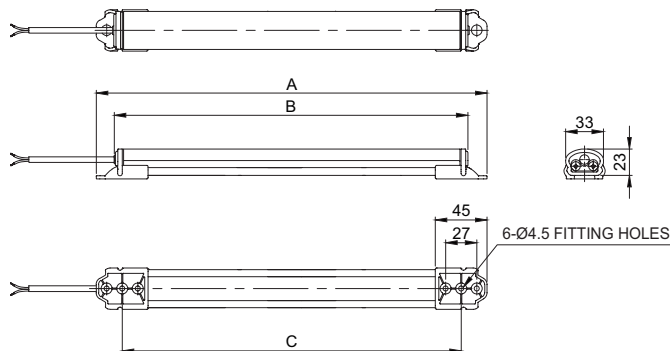
■General Product Specifications

Model number	QCML-100-3C	QCML-200-3C	QCML-300-3C	QCML-400-3C
Rated voltage	DC24V			
Range for operation voltage	DC21.6V-26.4V			
Power consumption	1W	1.7W	2.5W	3.5W
Insulation resistance	Min. 100MΩ(500V DC mega ohm meter)			
Withstanding voltage	DC: 500VAC, 60Hz, 1 minute			
Protection rating	-20°C to +50°C			
Operating temperature	IP67/ IP69K			
Materials	Lens-PC, Side cover-PC, Heatsink-ST3, Bracket-PC			
Certificate	CE			
Weight(approx.)	0.10kg	0.20kg	0.24kg	0.30kg

Dimensions

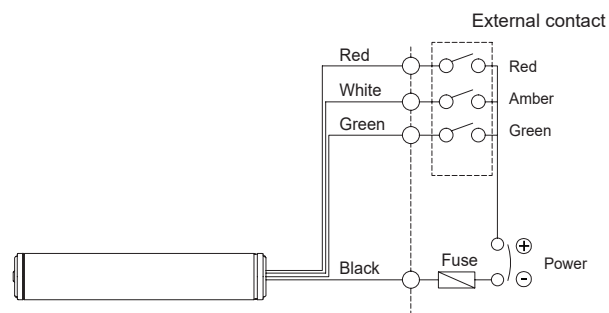
(Units : mm)

QCML-100/ 200/ 300/ 400-3C



MODEL	A	B	C
QCML-100-3C	157	123	45-112
QCML-200-3C	262	228	45-217
QCML-300-3C	362	328	45-317
QCML-400-3C	462	428	45-417

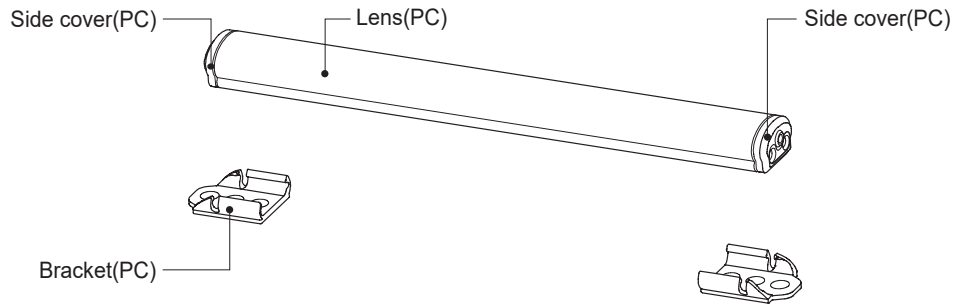
Wiring Instructions



- External Power line - UL2464-AWG22(0.3sqx4C) 450mm

Parts Definition/ Bracket Adjustment

■ Parts Definition



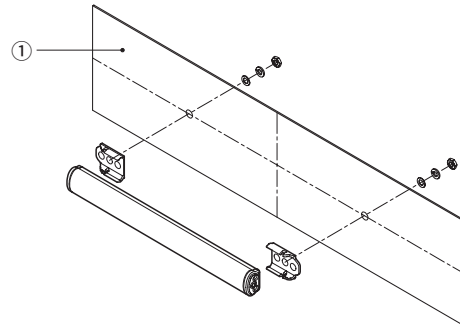
■ Bracket Adjustment

- Mounting brackets are removable with special sliding structure that allows easy adjustment of distance between the two mounting brackets.
- Number of mounting brackets per unit varies depending on product length.

Installation/ Mounting Hole Specifications

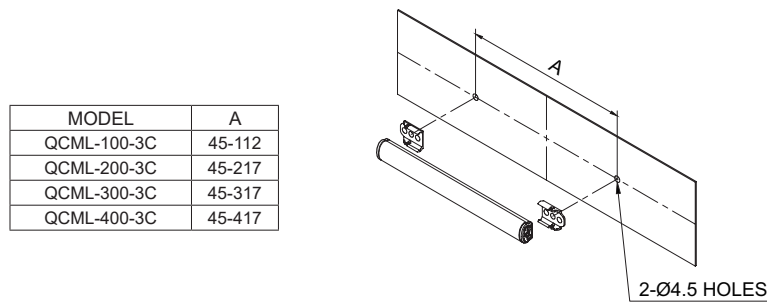
■ Installation

- First, machine taps or holes on the mounting surface ①.
- The mounting hole of this product is 4.5mm in diameter.
- When machining taps, fasten the bolt through the mounting hole of the product.
- When machining holes, insert the bolt through the hole of the product, and tighten the nut from the opposite side of the mounting surface.
- Install flat washer and spring washer when fastening bolt and nut.
- To secure the product to brackets, place the products to brackets and push it lightly until it makes “clark” sound.



■ Mounting Hole Specifications

- Machine holes on the mounting surface referring to the diagram below.



QCML-100/ 200/ 300/ 400-3C

Installation Environment and Protection Rating

- This product is designed for use with protection rating of IP67/ IP69K.
- If the product is installed in locations that subject it to excessive dust or water other than the designated IP protection rating indicated(IP67/IP69K), it may cause malfunction or damage to the product.
- For further information, please visit our website(www.qlight.com).



For your safety

Specification and dimensions listed in this catalogue subject to change without notice for product quality improvement.
The newest product information is available on our website.(www.qlight.com)
Please read the instruction manual attached to the product carefully before installation and use.

Qlight Co., Ltd. www.qlight.com | trade@qlight.com

Head Office | Suite #1510, STX-V Tower, 128 Gasan digital 1-ro, Geumcheon-gu, Seoul, Korea

Tel. +82-2-2679-6152(Toll free. +82-80-328-2222) Fax. +82-2-2679-6154

Factory | 185-25, Mukbang-ro, Sangdong-myeon, Gimhae-si, Gyeongsangnamdo, Korea Tel. +82-55-328-1111(Toll free. +82-80-328-1111)

Qlight Overseas Sales Dept | 704 Nakdong-daero, Sasang-gu, Busan, Korea(Eomgung-Dong) Tel : +82-51-620-4100

Qlight Public Relations & Marketing Team Office | 704 Nakdong-daero, Sasang-gu, Busan, Korea(Eomgung-Dong) Tel. +82-51-245-0017

SHANGHAI Qlight Electronic Co., Ltd. www.qlight.com www.qlightcn.com | qlightcn@qlight.com

China Factory/ Shanghai Sales Office | #Room 333 Building B, #11, Lane 450, Zhenda Road, Baoshan District, Shanghai, China

Tel. +86-21-6651-7100 Fax. +86-21-6315-3929

China Factory Site 2 (Qidong) | #33, Haiyan Road, Qidong High-tech Industrial Development Zone, Qidong, Jiangsu Province, China

Tel +86-513-8384-9999 Fax +86-513-8384-9910

Qlightec

Innovation in Alarm & Signal

Product Operation Inquiry / Customer Support +82-51-620-4100

You can expect prompt service if you have exact information such as model name, symptom, telephone number and address.

※ALL PRODUCT, PRODUCT SPECIFICATIONS AND DATA ARE SUBJECT TO CHANGE WITHOUT NOTICE TO IMPROVE RELIABILITY, FUNCTION OR DESIGN OR OTHERWISE.

Head office : Suite #1510, STX-V Tower, 128 Gasan digital 1-ro, Geumcheon-gu, Seoul, Korea (Postal Code : 08507)

Factory : 185-25, Mukbang-Ro, Sangdong-Myeon, Gimhae-Si, Gyeongsangnam-Do, Korea (Postal Code : 50805)

www.qlight.com

EN - QCML-3C - 2405A