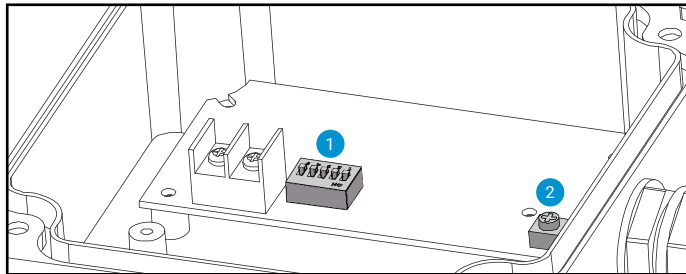


# Special Alarm Type Feature

## How to set-up the special alarm type products

- A special alarm type products are classified into two models; basic model with special alarm and SD card (MP3) model.
- The 2 models have 31 built-in sounds, which can be chosen and played by binary input method.
- When storing MP3 files on the SD card (MP3) type models, you can select and play up to 31 sounds by using the binary input method. The bit input method can play 5 sound from #1 to #5, depending on the specifications given in the file name(For file specifications refer to Page30.)
- Includes eight play mode settings. For example, when the continuous playback setting/function is selected the warning message is played continuously for conditions that require frequent playback.

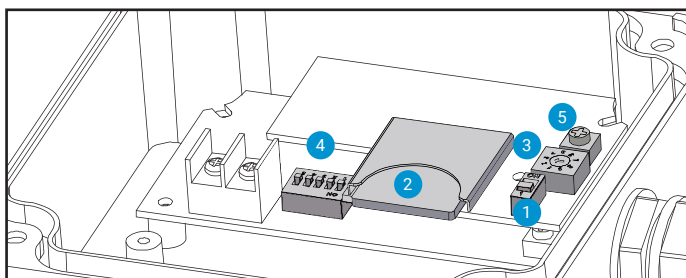
### Built-in sound type model



- ① Sound selection switch
- ② Volume

\*Built-in sound type model can select and play 31 sounds by using the sound selection switch.

### SD card(MP3) type product feature



- ① Sound setting switch
- ② MP3 playable SD Card slot
- ③ Play mode setting switch
- ④ Sound selection switch
- ⑤ Volume

## SD card(MP3) type product feature

### 1 SOUND setting switch

- If the switch is ON the SD card (MP3) will be played, and if the switch is OFF the built-in sounds will be played.

### 2 SD cards

- The SD card is a compact flash memory card for storing MP3 files.
- After saving the MP3 files in the SD card with the specified format, insert the card into the SD card slot and switch the sound setting switch to ON so the sounds can be played from the SD card.

### 3 PLAY MODE setting switch

- PLAY MODE setting switch is used to choose the channel input method or select various playing modes. Refer to the table below for switch features.
- Switch #0 and #9 is not used.

1	Bit Input Mode	5 sounds can be played from the selected group (choose one group from six groups) Play sound only once (if using sequential signal input or pulse signal input)
2	Binary Input Mode	Up to 31 sounds available for each model. Plays sound only once (sequential signal input only)
3	Bit Input Hold Playback Mode	5 sounds can be played from the selected group (choose one group from six groups) The sound is repeated if the input signal is maintained. (sequential signal input only) If the STOP signal is inputted, the sound is turned off, and if the STOP signal is disabled the sound is played repeatedly
4	Binary Input Hold Playback Mode	Up to 31 sounds available for each model The sound is repeated if the input signal is maintained. (sequential signal input only) If the STOP signal is inputted, the sound is turned off, and if the STOP signal is disabled the sound is played repeatedly
5	Bit Input Sound Reduction Mode	5 sounds can be played from the selected group (choose one group from six groups) You can reduce the volume(15dB) by using a separate volume reduction signal line (same as volume reduction signal input)
6	Binary Input Sound Reduction Mode	Up to 31 sounds available for each model You can reduce the volume(15dB) by using a separate volume reduction signal line (same as volume reduction signal input)
7	Bit Input Sequence Memory Playback Mode	5 sounds can be played from the selected group (choose one group from six groups) If the sound is inputted in a order, it will remember the order and play each sound about 3 seconds. The last input channel is fully played (bit input mode only)
8	Test Mode	In test mode, Ch1 of group is automatically played back repeatedly. To end the test mode, switch back to the other modes.

### 4 Channel selection switch

- By using 5 channel selection switches, one can choose the appropriate sound source depending on the Binary input and Bit input.

### 5 VOLUME

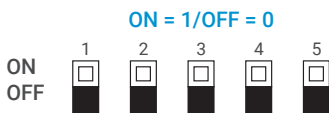
- You can adjust the speakers sound output by using the volume dial.

# Sound Pattern and Combination for Special Alarm Type

## Sound pattern for special alarm type

- Special alarm type product has 31 pre-recorded sound tones.
- Supports binary input mode. 5ch switch allows for 31 sound tones.

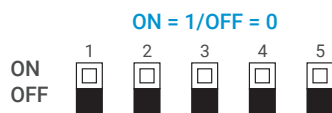
### • Composition of binary input mode



- Left channel switch allows for choosing 31 sound tones.
- Channel switch will be substituted for an external wiring in case of LC type products.

No.	1	2	3	4	5	Sound tone	Frequency
0	0	0	0	0	0	No sound	
1	0	0	0	0	1	Rel rel rel	730Hz-920Hz
2	0	0	0	1	0	Slow Ambulance PI-PO	820Hz-1.05kHz
3	0	0	0	1	1	Oit Oit warning sound	360Hz-1.56kHz
4	0	0	1	0	0	Emergency(Siren)	770Hz-1.2kHz
5	0	0	1	0	1	Pi- buzzer	770Hz
6	0	0	1	1	0	7 Short Pl. / 1 Long	715Hz
7	0	0	1	1	1	Pi o Pi o	470Hz-1.14KHz
8	0	1	0	0	0	Phone Ring	740Hz-910Hz
9	0	1	0	0	1	Pi- buzzer	594Hz
10	0	1	0	1	0	Pi pi pi short	420Hz
11	0	1	0	1	1	Di o Di o 2 tones buzzer	594Hz-2.19KHz
12	0	1	1	0	0	Oit Oit warning sound	500Hz-1.11kHz
13	0	1	1	0	1	Slow Ambulance PI-PO	360Hz-470Hz
14	0	1	1	1	0	Slow Di o Di o	680Hz-840Hz
15	0	1	1	1	1	Fast Li o li o	360Hz-470Hz

• Composition of binary input mode



- Left channel switch allows for choosing 31 sound tones.
- Channel switch will be substituted for an external wiring in case of LC type products.

No.	1	2	3	4	5	Sound tone	Frequency
16	1	0	0	0	0	Fire.A-ANG	770Hz-1.11kHz
17	1	0	0	0	1	Fast Ambulance PI-PO	680Hz-840Hz
18	1	0	0	1	0	Slow Ambulance PI-PO	640Hz-840Hz
19	1	0	0	1	1	Ri ro ri ro warning sound	430Hz-470Hz
20	1	0	1	0	0	Repeat Di-o 3 times	680Hz-840Hz
21	1	0	1	0	1	Fire.A-ANG	430Hz-1.2KHz
22	1	0	1	1	0	Ambulance PI-PO	680Hz-840Hz
23	1	0	1	1	1	Slow Fire.A-ANG	480Hz-1.14kHz
24	1	1	0	0	0	Pi-pi- buzzer low frequency	700Hz
25	1	1	0	0	1	Pi-pi- buzzer high frequency	940Hz
26	1	1	0	1	0	Di-di- buzzer high frequency	800Hz
27	1	1	0	1	1	Di-di- buzzer low frequency	500Hz
28	1	1	1	0	0	Rising Po-ong	470Hz-1.11KHz
29	1	1	1	0	1	Fast Ambulance PI-PO	820Hz-1.05KHz
30	1	1	1	1	0	Rising frequency	150Hz-1kHz
31	1	1	1	1	1	Repeat A-ANG	1.4kHz-1.56kHz