

EPLS


## PRODUCT SPECIFICATION

EPLS

**Materials** Housing-Al, Lens-PC**Ambient operating temperature** -25°C to +55°C**Protection rating** IP20

- Economical lighting with excellent vibration resistance and heat dissipation
- Low power consumption and long life by using high-efficiency LED
- As a switch-mounted type, power can be controlled through an ON/OFF switch
- Among body lengths of 380/550mm, select a suitable specification according to the lighting range and installation space

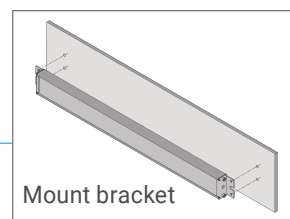
### EPLS LED Work Lights

Optics Specifications			
Model number		EPLS380	EPLS550
Lens Color		Translucent	
Light color		Cooldaylight	
Directions		6,000-6,500K	
Luminous flux	DC	1,000lm	1,500lm
Efficacy(lm/W)	DC	300Lux	500Lux
Specifications			
Model number		EPLS380	EPLS550
Voltage		DC24V	
Range for operation voltage		DC24V	
Power consumption	DC24V	10W	15W
Insulation resistance		Min. 100MΩ(500V DC mega ohm meter)	
Withstanding voltage		DC: 500VAC, 60Hz, 1 minute/AC: 1,500VAC, 60Hz, 1 minute	
Operating temperature		-25°C to +55°C	
Protection rating		IP20	
Materials		Housing-Al, Lens-PC	
Certification			
Weight(Approx.)		0.27kg	0.40kg

### Structural features



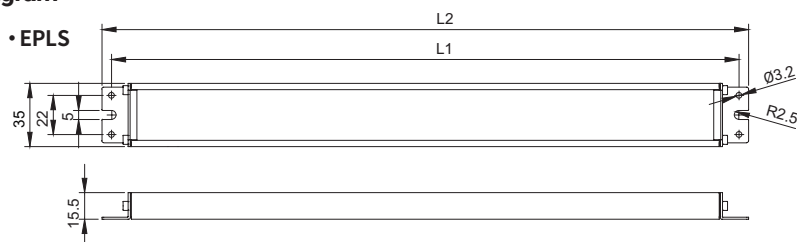
ON/OFF switch



Mount bracket

### Technical Diagram

Units: mm



Model	L1	L2
EPLS380	380	391
EPLS550	545	556

### Ordering Specification

EPLS	-	380	-	24
[Model number]		[Product length]		[Voltage]
EPLS		380-391mm 550-556mm		24-DC24V