

# Ø45mm Multiple Color LED Steady/Flashing Tower Lights

## STC45ML



### PRODUCT SPECIFICATION

STC45(M)L | STC56(M)L  
STC80(M)L

**Materials** Lens-PC, Housing-ABS, Pole-Al

**Ambient operating temperature** -30°C to + 60°C

**Volume** Max.90dB at 1m

**Protection rating** Standard type-IP44, Built-in buzzer type-IP23

**Flashing rate** 60-80/min

**Compliant with RoHS directive**

- Economical tower light model that can deliver two to three signals with one layer
- Long product lifetime of over 20,000 hours with the application of a high intensity multiple color LED light source
- Can select from size of Ø45mm, Ø56mm, and Ø80mm to fit your sophisticated application needs
- A variety of Mounting bracket selections for the pole mount type to fit your location and mounting needs
- Customized 2 buzzer sound type available
- M12 connector type is optionally available(Female M12 connector is not provided)
- Standard model and built-in buzzer model can be used by selecting the specifications suitable for the operating environment.



STC45ML Series

Built-in buzzer output holes formed on the housing of the product



### STC45ML Ø45mm Direct Mount, Multiple Color LED Steady/Flashing

Model number	Colors	Voltage	Certificates	Weight	Color
STC45ML Steady	2	DC12V	CE	0.19kg	R-Red
STC45ML-BZ Steady w/built-in buzzer		DC24V AC110V AC220V			G-Green
STC45MLF Steady/Flashing	3	DC12V		0.32kg	R-Red
STC45MLF-BZ Steady/Flashing w/built-in buzzer		DC24V AC110V AC220V			A-Amber G-Green

※ CE Compliant: DC24V

### Light source/buzzer current(Each LED module's current)

Voltage	DC12V	DC24V	AC110V	AC220V
Light source current	95mA	100mA	30mA	15mA
Buzzer current	40mA	75mA	25mA	15mA

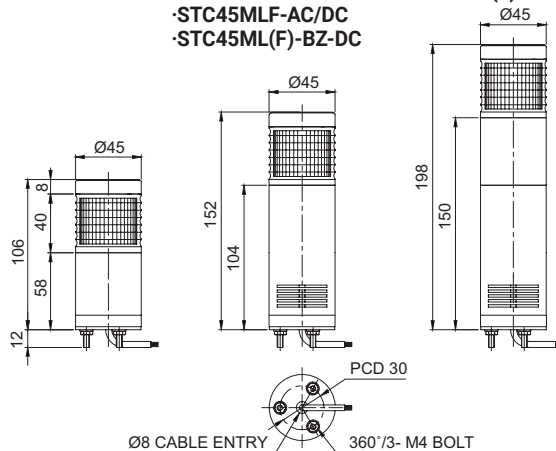
### Technical Diagram

Units : mm

·STC45ML-DC

·STC45ML-AC  
·STC45MLF-AC/DC  
·STC45ML(F)-BZ-DC

·STC45ML(F)-BZ-AC



Wall mount bracket  
TWS45



Wall mount bracket  
TWA45

### WiringInstructions

- External power line  
UL1015 AWG18(0.75sq) x 2C 400mm
- External signal line  
UL1007 AWG22(0.3sq) 400mm

### Ordering Specifications

STC45ML	-	3	-	220	-	RAG
[Model number]		[Colors]		[Voltage]		[Color]
STC45ML		2-2 Colors		12-DC12V		R-Red
STC45ML-BZ		3-3 Colors		24-DC24V		A-Amber
STC45MLF				110-AC110V		G-Green
STC45MLF-BZ				220-AC220V		

# Ø45mm Multiple Color LED Steady/Flashing Tower Lights

## STC45L



STC45L Series

Built-in buzzer output holes formed on the housing of the product



### STC45L Ø45mm Pole Mount, Multiple Color LED Steady/Flashing

Model number	Colors	Voltage	Certificates	Weight	Color
STC45L Steady	2	DC12V	CE	0.33kg	<div style="display: flex; justify-content: space-around;"> <span style="color: red;">●</span> R-Red                             <span style="color: green;">●</span> G-Green                         </div>
STC45L-BZ		DC24V			
Steady w/built-in buzzer		AC110V			
STC45LF		AC220V			
STC45LF Steady/Flashing	3	DC12V		0.47kg	<div style="display: flex; justify-content: space-around;"> <span style="color: red;">●</span> R-Red                             <span style="color: yellow;">●</span> A-Amber                             <span style="color: green;">●</span> G-Green                         </div>
STC45LF-BZ		DC24V			
Steady/Flashing		AC110V			
Steady/Flashing w/built-in buzzer		AC220V			

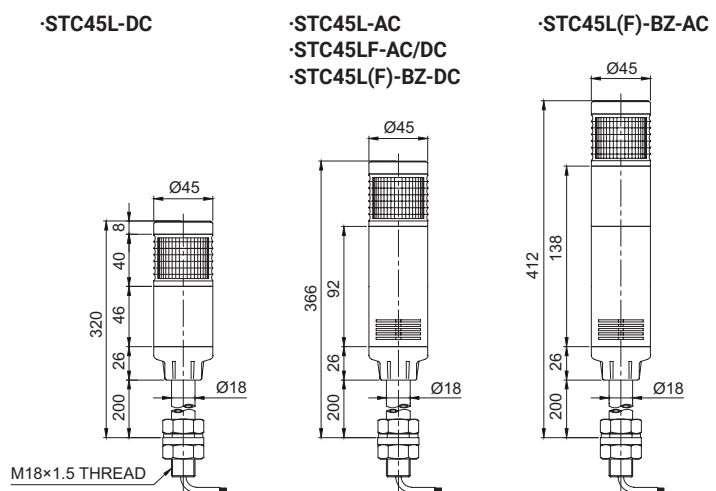
※ CE Compliant: DC24V

#### Light source/buzzer current(Each LED module's current)

Voltage	DC12V	DC24V	AC110V	AC220V
Light source current	95mA	100mA	30mA	15mA
Buzzer current	40mA	75mA	25mA	15mA

#### Technical Diagram

Units : mm



#### Customization

- 2 buzzer sound types : Both prolonged(beep, beep) and staccato(beep, beep, beep) buzzer output available
- Available in customized color arrangements
- M12 connector attached type
- Customized pole length available

#### Mounting bracket

Standard	LB18	LW18	QZ18	SZ18	QL18	SL18
Steel	Steel	ABS	ABS	Al	ABS	Al

※ Please refer to [Tower Light Mounting bracket] on this catalogue for detailed dimensions

#### Wiring Instructions

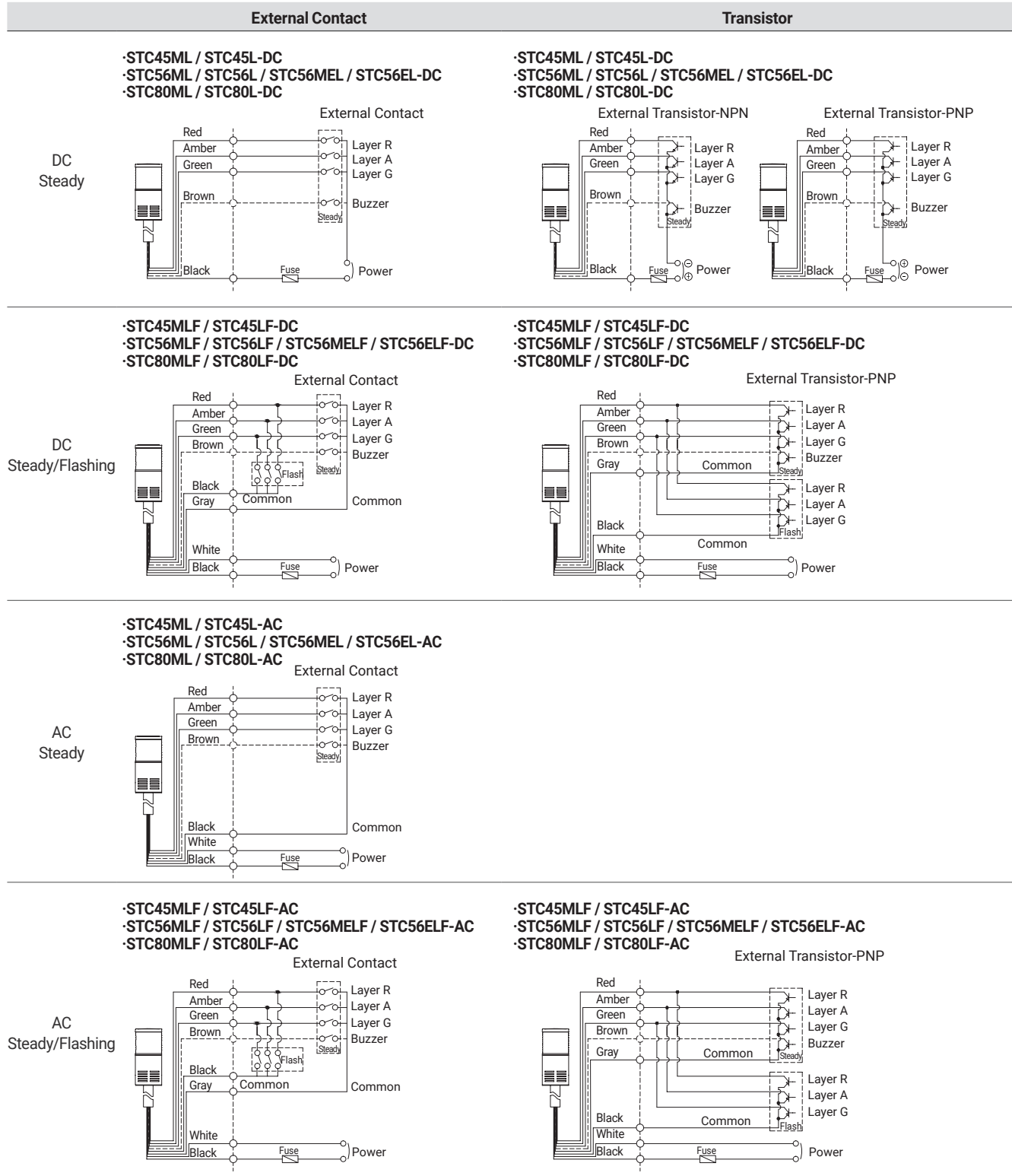
- External power line  
UL1015 AWG18(0.75sq) x 2C 400mm
- External signal line  
UL1007 AWG22(0.3sq) 400mm

#### Ordering Specifications

STC45L	-	3	-	24	-	RAG	-	LW18
[Model number]		[Colors]		[Voltage]		[Color]		[Bracket]
STC45L		2-2 Colors		12-DC12V		<span style="color: red;">●</span> R-Red		· None-Standard
STC45L-BZ		3-3 Colors		24-DC24V		<span style="color: yellow;">●</span> A-Amber		· Bracket
STC45LF				110-AC110V		<span style="color: green;">●</span> G-Green		-LB18 -LW18
STC45LF-BZ				220-AC220V				-QZ18 -SZ18
								-QL18 -SL18

### Wiring Instructions

- STC Series can be wired by using both External Contact and transistor.
- In case of wiring by transistor, please make sure if it is NPN type or PNP type. Please carefully follow wiring instruction below.
- Product can be wired regardless of polarity.



- DC steady type cable specification: External power line/External signal line UL1007 AWG22(0.3sq) 400mm
- AC steady, AC/DC steady/flashing type cable specification: External power line UL1015 AWG18(0.75sq) x 2C 400mm  
External signal line UL1007 AWG22(0.3sq) 400mm